



Club Health Assessment for District 300B 1 through December 2025

			Status	Membership					Reports					Finance	LCIF	
Club Number	Club Name	Charter Date	Times in Status Quo in Past 2 Years	Current Member Count **	YTD Members Added	YTD Members Dropped	YTD Net Growth% ***	Member Count 1 Year Ago	Dropped Members Avg.Length of Service	Months Since Membership Update	Current Officers Reported ****	Current President Repeated Term	VP Reported *****	Last Date Reported Service (mm/yyyy)	Account Balance	YTD Donations
Clubs less than two years old																
191435	New Taipei City Hai Ta Wang	12/29/2025	Newly Chartered	45	45	0	100.00%	0		0	Y					
Clubs more than two years old																
52933	NEW TAIPEI CITY AN KUEI Exc Award (06/30/2016, 06/30/2022)	04/17/1992	Active	64	6	0	10.34%	66		2	Y			04/2024		
144240	New Taipei City Campus Blood Exc Award (06/30/2023)	12/23/2020	Active	38	3	0	8.57%	25		4	Y			03/2025		
39297	NEW TAIPEI CITY CENTRAL Exc Award (06/30/2022, 06/30/2025)	01/15/1981	Active	38	1	1	0.00%	35	13	0	Y			04/2023		
108883	NEW TAIPEI CITY CHANG JUNG Exc Award (06/30/2016, 06/30/2022, 06/30/2023, 06/30/2025)	07/01/2010	Active	40	0	0	0.00%	40		0	N			12/2025		
77877	NEW TAIPEI CITY CHEN SHAN MEI Exc Award (06/30/2016, 06/30/2022, 06/30/2023, 06/30/2025)	11/26/2003	Active	56	1	0	1.82%	51		0	Y			02/2024	90+ Days	
64755	NEW TAIPEI CITY CHENG KUN Exc Award (06/30/2016, 06/30/2022, 06/30/2023, 06/30/2024)	10/26/2001	Active	45	0	0	0.00%	45		3	Y			03/2023		
59862	NEW TAIPEI CITY CHESS KING Exc Award (06/30/2016, 06/30/2022)	07/14/1997	Active	15	0	0	0.00%	16		6	N			11/2023		
55316	NEW TAIPEI CITY CHI HSIEN Exc Award (06/30/2023)	02/21/1994	Active	35	2	1	2.94%	26	2	0	N			07/2024		
42452	NEW TAIPEI CITY CHIN SHAN Exc Award (06/30/2021, 06/30/2022)	03/21/1983	Active(1)	13	0	0	0.00%	16		6	N	None		03/2023		
116065	NEW TAIPEI CITY CHING YING Exc Award (06/30/2016, 06/30/2022, 06/30/2023)	02/13/2012	Active	25	10	0	66.67%	25		0	N			08/2025	90+ Days	
60580	NEW TAIPEI CITY CHU LIN Exc Award (06/30/2016, 06/30/2023)	03/31/1998	Active	29	4	0	16.00%	27		5	Y			04/2024	90+ Days	
53953	NEW TAIPEI CITY CHUNG HSIAO	12/31/1992	Active	36	0	0	0.00%	36		4	Y			02/2024		



Club Health Assessment for District 300B 1 through December 2025

			Status	Membership						Reports				Finance	LCIF	
Club Number	Club Name	Charter Date	Times in Status Quo in Past 2 Years	Current Member Count **	YTD Members Added	YTD Members Dropped	YTD Net Growth***	Member Count 1 Year Ago	Dropped Members Avg.Length of Service	Months Since Membership Update	Current Officers Reported ****	Current President Repeated Term	VP Reported *****	Last Date Reported Service (mm/yyyy)	Account Balance	YTD Donations
Exc Award (06/30/2021, 06/30/2023)																
43531	NEW TAIPEI CITY CHUNG KANG	02/22/1984	Active	72	15	0	26.32%	65		2	Y			12/2025	90+ Days	
Exc Award (06/30/2016, 06/30/2022, 06/30/2024)																
43916	NEW TAIPEI CITY CHUNG SHAN	05/30/1984	Active	126	0	0	0.00%	125		6	Y			11/2023		
Exc Award (06/30/2016, 06/30/2022)																
29931	NEW TAIPEI CITY CHUNG YANG	11/12/1974	Active	29	4	0	16.00%	35		5	Y			12/2022	90+ Days	
Exc Award (06/30/2023)																
57843	NEW TAIPEI CITY CHUNG YI	02/12/1996	Active	41	0	0	0.00%	36		2	Y			01/2025		
Exc Award (06/30/2023)																
57258	NEW TAIPEI CITY CHUNG YUAN	07/27/1995	Active	31	5	0	19.23%	25		5	Y			12/2023	90+ Days	
Exc Award (06/30/2021, 06/30/2023)																
48186	NEW TAIPEI CITY ELITE	02/24/1988	Active	57	18	1	42.50%	48	42	0	Y			07/2025	90+ Days	
Exc Award (06/30/2016, 06/30/2022, 06/30/2023, 06/30/2024)																
63533	NEW TAIPEI CITY ENVIRONMENTAL	09/11/2000	Active	28	2	4	-6.67%	25	3	2	Y			11/2025	90+ Days	
Exc Award (06/30/2016, 06/30/2022, 06/30/2025)																
106534	NEW TAIPEI CITY FAR EAST	08/31/2009	Active	45	0	0	0.00%	45		8	Y			12/2022		
Exc Award (06/30/2016, 06/30/2023)																
42579	NEW TAIPEI CITY FU YING	04/07/1983	Active	35	0	2	-5.41%	50	3	0	Y			10/2023		
Exc Award (06/30/2016, 06/30/2023, 06/30/2024)																
126820	New Taipei City Global	02/09/2016	Active	20	6	8	-9.09%	22	2	5	Y			08/2023	90+ Days	
Exc Award (06/30/2021, 06/30/2022)																
53971	NEW TAIPEI CITY GUAN IN SHAN	01/11/1993	Active	26	0	2	-7.14%	28	10	0	N			12/2024		
Exc Award (06/30/2016, 06/30/2023)																
61018	NEW TAIPEI CITY HEROES	07/14/1998	Active	29	4	0	16.00%	26		3	Y			09/2023	90+ Days	
Exc Award (06/30/2016, 06/30/2022)																
108884	NEW TAIPEI CITY HSI YUEH	07/01/2010	Active	46	0	1	-2.13%	47	15	5	Y			03/2023		
Exc Award (06/30/2016, 06/30/2022, 06/30/2023)																
30115	NEW TAIPEI CITY HSIN CHUANG	01/06/1975	Active	70	6	0	9.38%	79		2	Y			04/2025	90+ Days	



Club Health Assessment for District 300B 1 through December 2025

			Status	Membership						Reports				Finance	LCIF	
Club Number	Club Name	Charter Date	Times in Status Quo in Past 2 Years	Current Member Count **	YTD Members Added	YTD Members Dropped	YTD Net Growth% ***	Member Count 1 Year Ago	Dropped Members Avg.Length of Service	Months Since Membership Update	Current Officers Reported ****	Current President Repeated Term	VP Reported *****	Last Date Reported Service (mm/yyyy)	Account Balance	YTD Donations
Exc Award (06/30/2021, 06/30/2022, 06/30/2023, 06/30/2024, 06/30/2025) 61037 NEW TAIPEI CITY HSIN HO 07/20/1998			Active	36	11	0	44.00%	25		4	Y			07/2022	90+ Days	
Exc Award (06/30/2023) 117489 NEW TAIPEI CITY HSIN PEI 08/01/2012			Active	25	0	5	-16.67%	30	6	5	Y			09/2025	90+ Days	
Exc Award (06/30/2021, 06/30/2022) 51985 NEW TAIPEI CITY HSIN TAI 08/23/1991			Active	35	0	0	0.00%	36		6	Y			04/2024		
54749 NEW TAIPEI CITY HSIN YI 07/05/1993			Active	27	0	2	-6.90%	25	0	5	Y			10/2022		
Exc Award (06/30/2021, 06/30/2022) 55247 NEW TAIPEI CITY HSING JUNG 01/24/1994			Active	26	1	0	4.00%	25		2	Y			04/2022		
Exc Award (06/30/2016, 06/30/2021, 06/30/2022) 61135 NEW TAIPEI CITY HUAN SHII 09/15/1998			Active	47	2	0	4.44%	47		5	N			04/2023		
Exc Award (06/30/2022, 06/30/2023) 106550 NEW TAIPEI CITY JEN AI 08/31/2009			Active	27	11	0	68.75%	30		2	Y			03/2024	90+ Days	
Exc Award (06/30/2016, 06/30/2021, 06/30/2023, 06/30/2024) 93579 NEW TAIPEI CITY JI PIN 01/06/2006			Active	35	0	0	0.00%	26		6	Y			07/2023		
Exc Award (06/30/2022, 06/30/2023, 06/30/2025) 57844 NEW TAIPEI CITY KWANG HUEI 02/12/1996			Active	48	8	0	20.00%	44		5	Y			04/2022	90+ Days	
Exc Award (06/30/2023) 49865 NEW TAIPEI CITY KWANG HWA 09/21/1989			Active	45	0	4	-8.16%	49	14	0	Y			11/2023	90+ Days	
55248 NEW TAIPEI CITY KWANG JUNG 01/20/1994			Active	39	3	0	8.33%	37		3	Y			01/2024	90+ Days	
Exc Award (06/30/2022, 06/30/2023) 34990 NEW TAIPEI CITY LIN KOU 01/25/1978			Active	50	0	0	0.00%	50		0	Y			12/2025		
Exc Award (06/30/2016, 06/30/2023) 33046 NEW TAIPEI CITY LU CHIANG 11/22/1976			Active	56	11	9	3.70%	54	15	2	Y			12/2025	90+ Days	
Exc Award (06/30/2021, 06/30/2022) 30423 NEW TAIPEI CITY LU CHOU 03/17/1975			Active	37	2	0	5.71%	39		5	Y			02/2024	90+ Days	
Exc Award (06/30/2024) 55013 NEW TAIPEI CITY MING CHIH 11/01/1993			Active	25	0	0	0.00%	26		6	Y			03/2024		



Club Health Assessment for District 300B 1 through December 2025

			Status	Membership						Reports				Finance	LCIF	
Club Number	Club Name	Charter Date	Times in Status Quo in Past 2 Years	Current Member Count **	YTD Members Added	YTD Members Dropped	YTD Net Growth% ***	Member Count 1 Year Ago	Dropped Members Avg.Length of Service	Months Since Membership Update	Current Officers Reported ****	Current President Repeated Term	VP Reported *****	Last Date Reported Service (mm/yyyy)	Account Balance	YTD Donations
124642	New Taipei City New Century	04/22/2015	Active	15	0	0	0.00%	27		6	N	2		09/2023		
	Exc Award (06/30/2016, 06/30/2021, 06/30/2022)															
130629	New Taipei City New Peace	05/25/2017	Active	28	2	0	7.69%	26		5	Y			10/2024	90+ Days	
	Exc Award (06/30/2021, 06/30/2023)															
37712	NEW TAIPEI CITY PA LI	11/26/1979	Active	50	4	0	8.70%	64		5	Y			11/2024	90+ Days	
	Exc Award (06/30/2016, 06/30/2022, 06/30/2025)															
53604	NEW TAIPEI CITY PAI HO	08/17/1992	Active	49	7	0	16.67%	37		4	Y			07/2024		
	Exc Award (06/30/2016, 06/30/2022, 06/30/2025)															
59230	NEW TAIPEI CITY PEI YI	03/10/1997	Active(1)	26	0	0	0.00%	25		3	Y			03/2024		
	Exc Award (06/30/2016, 06/30/2021)															
104725	NEW TAIPEI CITY POLARIS	02/12/2009	Active	25	0	0	0.00%	25		2	Y			01/2025		
	Exc Award (06/30/2021)															
40546	NEW TAIPEI CITY SAN CHIH	11/16/1981	Active	28	2	0	7.69%	28		4	Y			03/2024		
	Exc Award (06/30/2016, 06/30/2023)															
23399	NEW TAIPEI CITY SAN CHUNG	03/01/1971	Active	68	3	2	1.49%	75	8	0	Y			02/2025		
	Exc Award (06/30/2016, 06/30/2021, 06/30/2024)															
63857	NEW TAIPEI CITY SAN CHUNG NU TZI	12/21/2000	Active	36	0	2	-5.26%	38	7	0	N			03/2024		
	Exc Award (06/30/2023)															
42212	NEW TAIPEI CITY SAN HO	01/11/1983	Active	17	2	0	13.33%	19		5	Y			12/2023	90+ Days	
	Exc Award (06/30/2021, 06/30/2023, 06/30/2024)															
58587	NEW TAIPEI CITY SHAN YANG	07/15/1996	Active	35	0	0	0.00%	26		4	N	2		09/2023		
	Exc Award (06/30/2016, 06/30/2021, 06/30/2023)															
44088	NEW TAIPEI CITY SHIH MEN	06/30/1984	Active	30	0	0	0.00%	32		6	Y			01/2024		
	Exc Award (06/30/2016, 06/30/2022, 06/30/2023)															
52281	NEW TAIPEI CITY SZU HSIEN	12/16/1991	Active	37	0	0	0.00%	39		1	Y			03/2024		
	Exc Award (06/30/2016, 06/30/2022, 06/30/2023)															
62755	NEW TAIPEI CITY SZU YUAN	02/01/2000	Active	37	2	0	5.71%	37		5	Y			02/2024	90+ Days	



Club Health Assessment for District 300B 1 through December 2025

			Status	Membership						Reports				Finance	LCIF	
Club Number	Club Name	Charter Date	Times in Status Quo in Past 2 Years	Current Member Count **	YTD Members Added	YTD Members Dropped	YTD Net Growth***	Member Count 1 Year Ago	Dropped Members Avg.Length of Service	Months Since Membership Update	Current Officers Reported ****	Current President Repeated Term	VP Reported *****	Last Date Reported Service (mm/yyyy)	Account Balance	YTD Donations
Exc Award (06/30/2023)																
132368	New Taipei City Ta Yuan	08/18/2017	Active(1)	1	1	15	-93.33%	15	8	0	N	None		11/2023		
57837	NEW TAIPEI CITY TAI HO	02/06/1996	Active	48	13	1	33.33%	47	7	0	Y			04/2024	90+ Days	
Exc Award (06/30/2016, 06/30/2021, 06/30/2022)																
38499	NEW TAIPEI CITY TAI SAN	05/14/1980	Active	30	5	0	20.00%	31		5	Y	2		03/2024	90+ Days	\$100.00
Exc Award (06/30/2021, 06/30/2022)																
23437	NEW TAIPEI CITY TAIPEI HSIEN	12/10/1965	Active	40	5	0	14.29%	36		5	Y			12/2023	90+ Days	
Exc Award (06/30/2021, 06/30/2023)																
38706	NEW TAIPEI CITY TAN SHUI	06/19/1980	Active	65	4	1	4.84%	68	0	0	Y			03/2024	90+ Days	
Exc Award (06/30/2021, 06/30/2022, 06/30/2024)																
50931	NEW TAIPEI CITY TOR CHING	09/17/1990	Active	37	8	2	19.35%	31	24	3	Y			12/2023		
Exc Award (06/30/2022)																
144246	New Taipei City Vader	12/22/2020	Active	25	0	0	0.00%	25		6	Y			02/2024		
Exc Award (06/30/2023)																
43384	NEW TAIPEI CITY WAN LI	01/10/1984	Active	18	3	0	20.00%	20		3	Y			12/2023	90+ Days	
Exc Award (06/30/2022)																
39914	NEW TAIPEI CITY WU KU	05/14/1981	Active	60	15	1	30.43%	41	0	2	Y			04/2023	90+ Days	
Exc Award (06/30/2016, 06/30/2022, 06/30/2025)																
51712	NEW TAIPEI CITY YUNG FU	05/28/1991	Active	90	14	2	15.38%	88	4	0	Y			04/2023	90+ Days	
Exc Award (06/30/2016, 06/30/2022, 06/30/2025)																


Clubs Cancelled Previous Fiscal Year – Clubs Cancelled within last 12 months may be reinstated

Club Number	Club Name	Charter Date	Current Status*	Cancellation Date
47068	NEW TAIPEI CITY LUNG MEN	03/20/1987	Cancelled(6*)	03/29/2025

Current Total Clubs Count	YTD New Clubs Count	YTD Cancelled Clubs Count	YTD Net Club Gain	Current Total Members Count	YTD Add	YTD Drop	YTD Net Growth	YTD Net Growth %	Member Count 12 Months Ago	Average Member Count Per Club	% of Clubs with less than 20 members	% No Officer Report in 12 Months	% of Clubs with balance 90+ days	Number of Clubs in Status Quo	% Status Quo Clubs in Financial Suspension	Number of Cancelled Clubs	Average Cancelled Club Age	Members Lost Due to Cancellation	% of Clubs Cancelled for Non-Financial Reasons
66	1	0	1	2,587	271	66	205	8.61%	2,507	39	9%	3%	45%	0	0%	0	0	0	0%



Club Health Assessment for District 300B 1 through December 2025

																
Club Number	Club Name	Charter Date	Status	Membership					Reports				Finance	LCIF		
			Times in Status Quo in Past 2 Years	Current Member Count **	YTD Members Added	YTD Members Dropped	YTD Net Growth% ***	Member Count 1 Year Ago	Dropped Members Avg.Length of Service	Months Since Membership Update	Current Officers Reported ****	Current President Repeated Term	VP Reported *****	Last Date Reported Service (mm/yyyy)	Account Balance	YTD Donations

* - P - Priority Club. Cancellation Reasons: 1-Objectives/conduct, 2-Non-active club, 5-Non-existing club, 6-Disbanding, 7-Merger, 8-Financial Suspension, 9-District/Multiple District Dues.

** Red denotes below 15 active members.

*** Red denotes 20% + loss.

**** Y - all 3 (President, Secretary, Treasurer) club officers reported, N - not all 3 reported.

***** Abbreviation: N-New, IP-Immediate Past, R-Repeat.



Club Health Assessment for District 300B 2 through December 2025

			Status	Membership					Reports				Finance	LCIF		
Club Number	Club Name	Charter Date	Times in Status Quo in Past 2 Years	Current Member Count **	YTD Members Added	YTD Members Dropped	YTD Net Growth% ***	Member Count 1 Year Ago	Dropped Members Avg.Length of Service	Months Since Membership Update	Current Officers Reported ****	Current President Repeated Term	VP Reported *****	Last Date Reported Service (mm/yyyy)	Account Balance	YTD Donations
Clubs less than two years old																
178410	New Taipei City Cheng Mei	10/15/2024	Active	46	7	0	17.95%	20		2	Y	2			90+ Days	\$24,740.21
185876	New Taipei City I-Care	07/14/2025	Active	20	20	0	100.00%	0		5	Y					
156642	New Taipei City Jui Kuang	01/22/2024	Active	25	5	0	25.00%	25		5	N			11/2025		\$6,000.00
178831	New Taipei City Pei Hsin	10/14/2024	Active	25	3	0	13.64%	19		5	N					
Clubs more than two years old																
140737	National Taipei University of Business	02/22/2021	Active	7	0	0	0.00%	7		35	N	None		01/2022	90+ Days	
132939	National Taiwan University	11/22/2017	Active	5	0	14	-73.68%	19	3	0	N	None		01/2022	90+ Days	
98594	NEW TAIPEI CITY AI HSIN	02/15/2007	Active	82	10	1	12.33%	74	16	1	Y			11/2025		\$4,000.00
129513	New Taipei City Aletheia	05/31/2017	Active	5	0	4	-44.44%	9	3	0	N	None		02/2022	90+ Days	
46332	NEW TAIPEI CITY CAPITAL	06/04/1986	Active	35	6	0	20.69%	30		4	Y			11/2025	90+ Days	\$4,000.00
52453	NEW TAIPEI CITY CHANG FU	01/28/1992	Active	28	0	1	-3.45%	28	14	2	Y			01/2024		\$1,000.00
124681	New Taipei City Chang Shou	04/28/2015	Active	7	0	1	-12.50%	14	1	0	N			01/2024		
59200	NEW TAIPEI CITY CHENG YI	03/06/1997	Active	36	1	0	2.86%	41		5	Y			01/2024	90+ Days	\$16,000.00
49800	NEW TAIPEI CITY CHIA YUAN	08/08/1989	Active	64	27	2	64.10%	42	13	2	N			11/2025		\$10,000.00
61856	NEW TAIPEI CITY CHIN LAN	04/30/1999	Active	38	3	0	8.57%	41		5	Y			11/2025		\$2,000.00
54266	NEW TAIPEI CITY CHINESE	03/24/1993	Active	25	3	2	4.17%	28	8	2	N			08/2025		\$1,000.00
36340	NEW TAIPEI CITY CHUNG CHENG	12/07/1978	Active	27	0	2	-6.90%	38	1	0	Y			02/2024		\$13,000.00
39563	NEW TAIPEI CITY CHUNG HO	03/09/1981	Active	36	0	0	0.00%	48		6	Y			02/2024		\$15,000.00
142656	New Taipei City Chung Hsing	10/20/2020	Active	26	0	2	-7.14%	29	5	0	Y			12/2025		\$1,000.00
156813	New Taipei City Daxizhi	12/21/2023	Active	31	5	2	10.71%	47	2	0	Y		N	11/2025		
147550	NEW TAIPEI CITY DING HSING	07/27/2021	Active	32	5	0	18.52%	27		0	Y			02/2024		\$4,000.00
100218	NEW TAIPEI CITY FANG HSING	09/21/2007	Active	16	0	1	-5.88%	18	6	0	N			07/2025		\$3,000.00
147596	New Taipei City Fashion Art	09/28/2021	Cancelled(8*)	0	0	0	0.00%	15		5	N	None		12/2023	90+ Days	
54866	NEW TAIPEI CITY FU HO	09/13/1993	Active	27	0	5	-15.63%	42	10	2	Y			09/2025		\$28,000.00
Exc Award (06/30/2023)																



Club Health Assessment for District 300B 2 through December 2025

			Status	Membership					Reports				Finance	LCIF		
Club Number	Club Name	Charter Date	Times in Status Quo in Past 2 Years	Current Member Count **	YTD Members Added	YTD Members Dropped	YTD Net Growth% ***	Member Count 1 Year Ago	Dropped Members Avg.Length of Service	Months Since Membership Update	Current Officers Reported ****	Current President Repeated Term	VP Reported *****	Last Date Reported Service (mm/yyyy)	Account Balance	YTD Donations
48679	NEW TAIPEI CITY GREEN LAKE	06/13/1988	Active	29	3	0	11.54%	28		5	Y			11/2025		\$10,000.00
51796	NEW TAIPEI CITY HAI SHAN	06/12/1991	Active(1)	41	12	0	41.38%	29		2	N			07/2025	90+ Days	
137140	New Taipei City Hsiang Mao	01/16/2019	Active	37	7	0	23.33%	33		2	Y			11/2025		\$10,000.00
117472	NEW TAIPEI CITY HSIN PAN	08/03/2012	Active	30	2	1	3.45%	31	2	2	Y			02/2024		\$5,000.00
23374	NEW TAIPEI CITY HSIN TIEN	01/01/1971	Active	47	1	0	2.17%	52		5	Y			08/2025		\$16,000.00
89281	NEW TAIPEI CITY HSIU LANG	12/27/2005	Active	15	8	1	87.50%	18	7	2	N	None		11/2023		
54892	NEW TAIPEI CITY HUA CHIANG	09/23/1993	Active	45	0	4	-8.16%	56	1	0	Y			11/2025		\$34,000.00
56550	NEW TAIPEI CITY HWA CHUNG	02/20/1995	Active	37	12	0	48.00%	26		3	N			12/2023		\$2,000.00
49778	NEW TAIPEI CITY KWANG MING	07/26/1989	Active	65	5	0	8.33%	74		5	Y			11/2025		\$18,000.00
66497	NEW TAIPEI CITY LIAN CHENG	07/16/2002	Active	42	3	4	-2.33%	42	6	1	Y			10/2025		\$6,000.00
77990	NEW TAIPEI CITY LIEN HSIN	12/29/2003	Active	32	1	0	3.23%	34		0	Y			10/2025		\$20,000.00
126127	NEW TAIPEI CITY MEI HSIN	12/14/2015	Active	52	8	1	15.56%	49	4	0	Y			07/2025		\$6,000.00
53566	NEW TAIPEI CITY MEI LUN	08/04/1992	Active	55	7	0	14.58%	63		3	Y			11/2024		\$29,000.00
50849	NEW TAIPEI CITY NEW GREEN	07/08/1990	Active	45	3	3	0.00%	49	4	1	Y			12/2025	90+ Days	\$29,000.00
23392	NEW TAIPEI CITY PAN CHIAO	08/04/1971	Active	60	10	7	5.26%	62	17	0	Y			09/2025		\$13,000.00
121305	New Taipei City Pan Chiao Chilee University Campus	03/28/2014	Cancelled(8*)	0	0	9	-100.00%	9	9	0	N	None		02/2022	90+ Days	
147551	New Taipei City Pan Chiao United Lions	07/29/2021	Active	46	3	0	6.98%	48		5	Y			09/2025		\$5,000.00
122944	New Taipei City Peace	08/29/2014	Active	42	3	2	2.44%	47	9	0	Y			12/2025		\$3,000.00
155559	New Taipei City Pei Da	12/07/2023	Active	55	10	0	22.22%	51		1	Y			07/2025	90+ Days	\$5,000.00
105026	NEW TAIPEI CITY PING SHIN	03/19/2009	Active	26	0	0	0.00%	27		5	N			08/2025		
42580	NEW TAIPEI CITY RUEY FANG	04/29/1983	Active	57	2	0	3.64%	58		5	Y			12/2025		\$25,000.00
47166	NEW TAIPEI CITY SAN DOU	04/03/1987	Active	48	2	1	2.13%	47	0	0	Y			11/2025		\$13,000.00
23400	NEW TAIPEI CITY SAN HSIA	10/25/1972	Active	48	1	2	-2.04%	57	2	1	Y			07/2025	90+ Days	\$12,100.00
48032	NEW TAIPEI CITY SAN ING	01/04/1988	Active	40	0	0	0.00%	29		6	N			01/2024		\$12,000.00
87771	NEW TAIPEI CITY SHEN DING	04/12/2005	Active	40	3	0	8.11%	40		5	Y			12/2025		\$23,000.00



Club Health Assessment for District 300B 2 through December 2025

			Status	Membership						Reports				Finance	LCIF	
Club Number	Club Name	Charter Date	Times in Status Quo in Past 2 Years	Current Member Count **	YTD Members Added	YTD Members Dropped	YTD Net Growth% ***	Member Count 1 Year Ago	Dropped Members Avg.Length of Service	Months Since Membership Update	Current Officers Reported ****	Current President Repeated Term	VP Reported *****	Last Date Reported Service (mm/yyyy)	Account Balance	YTD Donations
55857	NEW TAIPEI CITY SHIH TOR HSI	06/20/1994	Active(1)	29	4	0	16.00%	27		5	N			01/2024		\$2,000.00
29231	NEW TAIPEI CITY SHU LIN	04/30/1974	Active	60	0	2	-3.23%	65	24	0	Y			03/2024		\$6,000.00
105251	NEW TAIPEI CITY SHUANG HO	04/14/2009	Active	40	8	17	-18.37%	49	7	0	N			12/2025		\$8,000.00
61776	NEW TAIPEI CITY SUNG HAU	04/15/1999	Active	40	12	2	33.33%	45	3	0	N			12/2025	90+ Days	\$1,000.00
52525	NEW TAIPEI CITY TA HAN	02/18/1992	Active(1)	46	1	0	2.22%	45		5	Y			03/2024	90+ Days	\$8,000.00
54760	NEW TAIPEI CITY TA TANG	07/05/1993	Active	18	0	0	0.00%	18		5	N			03/2024		\$2,000.00
154012	New Taipei City Taiwanese Businessmen	06/22/2023	Active	26	0	0	0.00%	28		6	N			12/2023		
120794	New Taipei City Tamkang University Campus	02/12/2014	Active	0	0	12	-100.00%	12	4	0	N	None		02/2022	90+ Days	
47735	NEW TAIPEI CITY TONG CHING	09/24/1987	Active	43	12	0	38.71%	32		4	Y			01/2024		\$15,000.00
38087	NEW TAIPEI CITY TOU CHEN	02/05/1980	Active	56	0	0	0.00%	60		5	Y			12/2025		\$1,000.00
77570	NEW TAIPEI CITY TSUR HSIANG Exc Award (06/30/2023)	10/02/2003	Active	53	3	0	6.00%	55		5	Y			11/2025	90+ Days	\$68,000.00
58769	NEW TAIPEI CITY TSUR HSING	10/17/1996	Active	32	6	0	23.08%	30		5	Y			12/2025		\$12,000.00
125367	NEW TAIPEI CITY VEILIN	11/11/2015	Active	18	2	0	12.50%	21		5	Y			12/2023		\$3,000.00
49210	NEW TAIPEI CITY WEN HUA	02/01/1989	Active	46	9	0	24.32%	50		5	Y			11/2025		\$11,000.00
51756	NEW TAIPEI CITY WEN SHAN	06/10/1991	Active	17	0	3	-15.00%	2	6	0	N			12/2023		
56179	NEW TAIPEI CITY WU FU	10/24/1994	Active	42	2	4	-4.55%	48	9	0	Y			03/2024		\$4,000.00
23466	NEW TAIPEI CITY YING KO	05/03/1970	Active	62	6	3	5.08%	63	35	0	Y			12/2025		\$41,000.00
23469	NEW TAIPEI CITY YUNG HO	02/10/1971	Active	53	0	0	0.00%	53		6	Y			07/2025		\$15,000.00

Clubs Cancelled Previous Fiscal Year – Clubs Cancelled within last 12 months may be reinstated

Club Number	Club Name	Charter Date	Current Status*	Cancellation Date
120367	New Taipei City Pan Chiao Nu Tzu	10/04/2013	Cancelled(8*)	12/30/2024



Club Health Assessment for District 300B 2 through December 2025

						Status		Membership					Reports				Finance		LCIF
						Times in Status Quo in Past 2 Years	Current Member Count **	YTD Members Added	YTD Members Dropped	YTD Net Growth***	Member Count 1 Year Ago	Dropped Members Avg.Length of Service	Months Since Membership Update	Current Officers Reported ****	Current President Repeated Term	VP Reported *****	Last Date Reported Service (mm/yyyy)	Account Balance	YTD Donations
Club Number	Club Name		Charter Date																
Current Total Clubs Count	YTD New Clubs Count	YTD Cancelled Clubs Count	YTD Net Club Gain	Current Total Members Count	YTD Add	YTD Drop	YTD Net Growth	Member Count 12 Months Ago	Average Member Count Per Club	% of Clubs with less than 20 members	% No Officer Report in 12 Months	% of Clubs with balance 90+ days	Number of Clubs in Status Quo	% Status Quo Clubs in Financial Suspension	Number of Cancelled Clubs	Average Cancelled Club Age	Members Lost Due to Cancellation	% of Clubs Cancelled for Non-Financial Reasons	
64	1	2	-1	2,358	266	115	151	6.84%	2,423	37	16%	8%	22%	0	0%	2	13	9	-50%

* - P - Priority Club. Cancellation Reasons: 1-Objectives/conduct, 2-Non-active club, 5-Non-existing club, 6-Disbanding, 7-Merger, 8-Financial Suspension, 9-District/Multiple District Dues.

** Red denotes below 15 active members.

*** Red denotes 20% + loss.

**** Y - all 3 (President, Secretary, Treasurer) club officers reported, N - not all 3 reported.

***** Abbreviation: N-New, IP-Immediate Past, R-Repeat.



Club Health Assessment for District 300B 3 through December 2025

			Status	Membership						Reports				Finance	LCIF	
Club Number	Club Name	Charter Date	Times in Status Quo in Past 2 Years	Current Member Count **	YTD Members Added	YTD Members Dropped	YTD Net Growth% ***	Member Count 1 Year Ago	Dropped Members Avg.Length of Service	Months Since Membership Update	Current Officers Reported ****	Current President Repeated Term	VP Reported *****	Last Date Reported Service (mm/yyyy)	Account Balance	YTD Donations
Clubs less than two years old																
157222	Taoyuan Baida Feilli Exc Award (06/30/2024)	02/02/2024	Active	13	4	1	30.00%	22	0	3	N					
181417	Taoyuan Central University Campus	04/01/2025	Active	24	0	6	-20.00%	0	1	0	N	None				
175847	Taoyuan Dong Fang Mei	08/30/2024	Active	44	7	0	18.92%	48		3	Y	2				\$4,100.00
157223	Taoyuan Elite Confederate	02/27/2024	Active	20	2	0	11.11%	17		5	N					
157053	Taoyuan Er Jia Zi	01/16/2024	Cancelled(6*)	0	0	0	0.00%	0		18	N	None				
185981	Taoyuan Ling-Xian	07/09/2025	Active	30	30	0	100.00%	0		4	Y					\$4,400.00
179614	Taoyuan Ren Mei	12/27/2024	Active	63	15	0	31.25%	41		0	Y	2				\$35,050.00
157055	Taoyuan San Jia Zi	01/16/2024	Cancelled(6*)	0	0	0	0.00%	6		6	N	None				
178563	Taoyuan Tong Le	09/20/2024	Active	25	0	3	-10.71%	27	1	0	Y					
180924	Taoyuan Tsui Tsan	02/27/2025	Active	35	2	0	6.06%	0		4	Y	2				
179262	Taoyuan Tyai Campus	12/26/2024	Active	30	0	0	0.00%	30		12	N	None				
157929	Taoyuan Well-Known	05/13/2024	Active	27	3	3	0.00%	23	2	1	Y					
157228	Taoyuan World Cheongsam	03/07/2024	Active	19	11	1	111.11%	19	1	4	N					
Clubs more than two years old																
58887	PA TE CITY TAOYUAN TA AN Exc Award (06/30/2017, 06/30/2018, 06/30/2019, 06/30/2022)	12/02/1996	Active	48	6	0	14.29%	44		4	Y			01/2024		\$4,000.00
52907	TA YUAN CHUNG SHAN Exc Award (06/30/2016, 06/30/2017, 06/30/2018, 06/30/2023)	04/14/1992	Active	39	9	2	21.88%	37	7	5	N			03/2018		
39448	TA YUAN L C Exc Award (06/30/2019)	02/25/1981	Active	34	2	2	0.00%	39	5	0	N			10/2021		
40797	TACHI Exc Award (06/30/2019, 06/30/2023, 06/30/2024)	01/25/1982	Active	33	4	0	13.79%	29		5	N			10/2019		\$8,000.00
23455	TAOYUAN Exc Award (06/30/2016, 06/30/2018, 06/30/2024)	12/28/1959	Active	53	6	2	8.16%	59	13	0	N			10/2024		\$5,000.00
144339	Taoyuan Affectionate	12/28/2020	Active	37	2	0	5.71%	38		3	Y			09/2024		\$3,850.00



Club Health Assessment for District 300B 3 through December 2025

			Status	Membership						Reports				Finance	LCIF	
Club Number	Club Name	Charter Date	Times in Status Quo in Past 2 Years	Current Member Count **	YTD Members Added	YTD Members Dropped	YTD Net Growth% ***	Member Count 1 Year Ago	Dropped Members Avg.Length of Service	Months Since Membership Update	Current Officers Reported ****	Current President Repeated Term	VP Reported *****	Last Date Reported Service (mm/yyyy)	Account Balance	YTD Donations
Exc Award (06/30/2022, 06/30/2023)			Active	41	5	0	13.89%	33		5	Y			10/2023		\$37,700.00
48976	TAOYUAN AI HSIN	10/24/1988														
Exc Award (06/30/2016, 06/30/2020, 06/30/2023)			Active	13	2	3	-7.14%	14	4	0	Y			10/2021		
123751	Taoyuan Apple Cyber	12/17/2014														
Exc Award (06/30/2017, 06/30/2022)			Active	43	6	2	10.26%	43	2	0	N			03/2024	\$12,000.00	
155919	Taoyuan Azure	09/11/2023														
Exc Award (06/30/2024)			Active	16	1	0	6.67%	16		5	N			09/2023	\$7,000.00	
87774	TAOYUAN BEST WISH	04/12/2005														
Exc Award (06/30/2017, 06/30/2019)			Active	46	2	2	0.00%	52	1	0	Y			11/2023	\$10,000.00	
49054	TAOYUAN CENTRAL	11/29/1988														
Exc Award (06/30/2017, 06/30/2018, 06/30/2023)			Active	24	0	0	0.00%	24		21	N			07/2022		
143045	Taoyuan Chen Hsin	09/28/2020														
			Active	29	2	0	7.41%	33		5	N			03/2018	\$1,000.00	
61623	TAOYUAN CHENG I	03/09/1999														
Exc Award (06/30/2016, 06/30/2017, 06/30/2018, 06/30/2020)			Active	62	6	0	10.71%	60		0	Y			03/2024	\$71,700.00	
84142	TAOYUAN CHERN UEI	09/07/2004														
Exc Award (06/30/2016, 06/30/2019, 06/30/2023, 06/30/2024)			Active	53	17	0	47.22%	49		4	Y			01/2022	\$2,000.00	
118187	TAOYUAN CHUANG CHING	12/05/2012														
Exc Award (06/30/2017, 06/30/2018, 06/30/2019, 06/30/2022)			Active	7	0	0	0.00%	21		4	N	None		12/2023		
149520	Taoyuan Chuang Hsin	01/04/2022														
Exc Award (06/30/2024)			Active	22	2	0	10.00%	29		4	N			09/2023	\$4,000.00	
59940	TAOYUAN CHUN YING	09/09/1997														
Exc Award (06/30/2016, 06/30/2018, 06/30/2019)			Active	40	5	2	8.11%	38	18	4	N			09/2020	\$14,000.00	
52773	TAOYUAN CHUNG CHENG	03/27/1992														
Exc Award (06/30/2016)			Active	22	3	0	15.79%	21		5	N	None		09/2021	\$1,000.00	
57886	TAOYUAN CHUNG HWA	02/21/1996														
Exc Award (06/30/2016, 06/30/2018, 06/30/2023)			Active	47	6	0	14.63%	41		5	N			03/2018	\$4,000.00	
62557	TAOYUAN DAR YU	12/10/1999														
Exc Award (06/30/2018, 06/30/2019, 06/30/2024)																



Club Health Assessment for District 300B 3 through December 2025

			Status	Membership					Reports				Finance		LCIF	
Club Number	Club Name	Charter Date	Times in Status Quo in Past 2 Years	Current Member Count **	YTD Members Added	YTD Members Dropped	YTD Net Growth% ***	Member Count 1 Year Ago	Dropped Members Avg.Length of Service	Months Since Membership Update	Current Officers Reported ****	Current President Repeated Term	VP Reported *****	Last Date Reported Service (mm/yyyy)	Account Balance	YTD Donations
102609	TAOYUAN EVERGLORY	06/24/2008	Active	37	2	0	5.71%	40		5	Y			03/2018		\$3,000.00
	Exc Award (06/30/2017, 06/30/2023)															
58336	TAOYUAN FAR EAST	05/16/1996	Active	38	2	0	5.56%	37		2	Y			12/2023		\$4,000.00
	Exc Award (06/30/2016, 06/30/2018)															
156544	Taoyuan Formosa	11/01/2023	Active	9	0	0	0.00%	16		6	Y					
110054	TAOYUAN FU RONG	01/06/2011	Active	54	9	0	20.00%	59		3	Y			02/2024		\$21,000.00
	Exc Award (06/30/2016, 06/30/2020, 06/30/2023, 06/30/2024)															
42857	TAOYUAN FUHSING	06/29/1983	Active	23	4	0	21.05%	24		2	N			03/2018		\$1,000.00
	Exc Award (06/30/2016, 06/30/2019, 06/30/2020, 06/30/2024)															
98840	TAOYUAN GUEISHAN	03/19/2007	Active	59	7	0	13.46%	64		4	Y			03/2024		\$45,200.00
	Exc Award (06/30/2016, 06/30/2019)															
121531	Taoyuan Happy	03/19/2014	Active	24	9	3	33.33%	29	8	0	N			11/2022		\$1,000.00
	Exc Award (06/30/2017, 06/30/2018, 06/30/2023)															
116189	TAOYUAN HERITAGE	05/02/2012	Active	20	6	2	25.00%	18	1	0	N			07/2020		\$4,000.00
	Exc Award (06/30/2018, 06/30/2019, 06/30/2023)															
157054	Taoyuan Hirmes	12/29/2023	Active	13	0	6	-31.58%	33	2	0	Y					
117941	TAOYUAN HONESTY	10/08/2012	Active	25	0	0	0.00%	25		5	Y			03/2018		\$25,000.00
	Exc Award (06/30/2016, 06/30/2018, 06/30/2023)															
156019	Taoyuan Hong Fu	09/14/2023	Active	15	0	0	0.00%	22		6	Y					
	Exc Award (06/30/2024)															
38088	TAOYUAN HSIEN CHENG KUNG	02/05/1980	Active	33	2	5	-8.33%	43	23	0	N			07/2021		\$2,000.00
	Exc Award (06/30/2016, 06/30/2017, 06/30/2018, 06/30/2019, 06/30/2022, 06/30/2023)															
59942	TAOYUAN HSIN HSING	09/09/1997	Active	21	0	0	0.00%	22		6	Y			03/2018		
	Exc Award (06/30/2017, 06/30/2022)															
123741	Taoyuan Hu Tou Shan	12/18/2014	Active	27	6	13	-20.59%	33	3	0	N			02/2021		\$1,000.00
	Exc Award (06/30/2018, 06/30/2023)															
109200	TAOYUAN HUAN GJIA	09/09/2010	Active	31	1	1	0.00%	33	1	0	Y			09/2023		\$4,000.00
	Exc Award (06/30/2018, 06/30/2020, 06/30/2022, 06/30/2023)															



Club Health Assessment for District 300B 3 through December 2025

			Status	Membership					Reports				Finance		LCIF	
Club Number	Club Name	Charter Date	Times in Status Quo in Past 2 Years	Current Member Count **	YTD Members Added	YTD Members Dropped	YTD Net Growth% ***	Member Count 1 Year Ago	Dropped Members Avg.Length of Service	Months Since Membership Update	Current Officers Reported ****	Current President Repeated Term	VP Reported *****	Last Date Reported Service (mm/yyyy)	Account Balance	YTD Donations
61701	TAOYUAN JEN SHANN MEEI	03/30/1999	Active	22	7	0	46.67%	29		5	Y			02/2018		\$1,000.00
	Exc Award (06/30/2016, 06/30/2019, 06/30/2020, 06/30/2023)															
100039	TAOYUAN KUANG HUEI	08/16/2007	Active	16	0	0	0.00%	21		6	N			08/2021		\$2,000.00
	Exc Award (06/30/2018, 06/30/2019, 06/30/2023)															
46869	TAOYUAN KUEI SHAN POUI	01/28/1987	Active	36	6	3	9.09%	33	12	0	Y			03/2024		\$26,000.00
	Exc Award (06/30/2018, 06/30/2020)															
123748	Taoyuan La La Shan	12/17/2014	Active	21	6	6	0.00%	27	6	0	N			03/2018		\$3,000.00
	Exc Award (06/30/2017, 06/30/2019, 06/30/2023)															
84301	TAOYUAN LILY	10/07/2004	Active	49	10	0	25.64%	45		4	Y			09/2023		\$26,000.00
	Exc Award (06/30/2016, 06/30/2018, 06/30/2019, 06/30/2022, 06/30/2023)															
110053	TAOYUAN LONG SHOU	01/06/2011	Active	19	0	3	-13.64%	23	3	0	N			11/2020		
	Exc Award (06/30/2016, 06/30/2023)															
155823	Taoyuan Long Sin	08/31/2023	Active	31	6	2	14.81%	32	3	0	N					\$1,000.00
	Exc Award (06/30/2024)															
42453	TAOYUAN LOOCHU	03/21/1983	Active	133	18	0	15.65%	115		3	Y			03/2024		\$147,000.00
	Exc Award (06/30/2018, 06/30/2019, 06/30/2025)															
98734	TAOYUAN LOOCHU WOMAN	03/08/2007	Active	58	3	0	5.45%	74		3	Y			02/2024		\$13,000.00
	Exc Award (06/30/2016, 06/30/2018, 06/30/2019, 06/30/2020, 06/30/2022)															
118190	TAOYUAN LUNG FENG	12/05/2012	Active	20	4	2	11.11%	23	2	5	Y			11/2020		
	Exc Award (06/30/2019, 06/30/2022)															
101576	TAOYUAN NAN KAN	03/21/2008	Active	42	4	0	10.53%	46		0	Y			12/2022		\$12,000.00
	Exc Award (06/30/2017, 06/30/2018, 06/30/2019, 06/30/2020)															
115453	TAOYUAN NAN KAN LADIES	10/31/2011	Active	27	2	0	8.00%	33		5	Y			03/2022		
	Exc Award (06/30/2017, 06/30/2018, 06/30/2019, 06/30/2022, 06/30/2023)															
156020	Taoyuan Nan Ping	09/14/2023	Active	20	4	2	11.11%	23	2	0	Y					\$1,000.00
	Exc Award (06/30/2024)															
37643	TAOYUAN PA TE	10/13/1979	Active	48	8	6	4.35%	51	10	0	Y			12/2023		\$3,000.00
	Exc Award (06/30/2018, 06/30/2020, 06/30/2024)															



Club Health Assessment for District 300B 3 through December 2025

			Status	Membership						Reports				Finance	LCIF	
Club Number	Club Name	Charter Date	Times in Status Quo in Past 2 Years	Current Member Count **	YTD Members Added	YTD Members Dropped	YTD Net Growth% ***	Member Count 1 Year Ago	Dropped Members Avg.Length of Service	Months Since Membership Update	Current Officers Reported ****	Current President Repeated Term	VP Reported *****	Last Date Reported Service (mm/yyyy)	Account Balance	YTD Donations
123746	Taoyuan Pa Te Nu	12/17/2014	Active	19	2	1	5.56%	19	11	0	N			01/2018		\$9,000.00
	Exc Award (06/30/2018, 06/30/2019, 06/30/2024)															
48310	TAOYUAN PEACE	03/24/1988	Active	42	6	0	16.67%	41		2	Y			03/2024		\$8,000.00
	Exc Award (06/30/2016, 06/30/2020, 06/30/2023, 06/30/2024, 07/30/2017)															
47797	TAOYUAN PHOENIX	10/22/1987	Active	57	14	0	32.56%	55		4	Y			11/2023		\$24,200.00
	Exc Award (06/30/2018, 06/30/2022)															
155821	Taoyuan Ping Te	08/31/2023	Active	17	4	6	-10.53%	28	1	0	Y					
53582	TAOYUAN PING TING	08/13/1992	Active	32	2	0	6.67%	32		4	Y			08/2020		
	Exc Award (06/30/2016, 06/30/2017, 06/30/2019)															
43654	TAOYUAN REN AI	03/12/1984	Active	32	0	1	-3.03%	32	35	5	N	None		01/2022		
	Exc Award (06/30/2018, 06/30/2023, 06/30/2024, 07/01/2017)															
126874	Taoyuan Ren Ho	02/25/2016	Active	15	15	10	50.00%	6	7	0	N			03/2018		\$11,000.00
	Exc Award (06/30/2017, 06/30/2018, 06/30/2019)															
52568	TAOYUAN REN YU	02/24/1992	Active	62	0	0	0.00%	77		5	Y			10/2021		\$1,000.00
	Exc Award (06/30/2016, 06/30/2017, 06/30/2022)															
120734	Taoyuan Shou Hsi	12/05/2013	Active	7	0	2	-22.22%	12	2	0	N			01/2021		
	Exc Award (06/30/2017, 06/30/2020, 06/30/2023)															
97681	TAOYUAN SUN RISE	09/05/2006	Active	39	5	0	14.71%	41		4	N			03/2018		\$1,000.00
52546	TAOYUAN SYH WAI	02/20/1992	Active	32	8	0	33.33%	26		5	Y			03/2023		\$4,000.00
	Exc Award (06/30/2016, 06/30/2018, 06/30/2022)															
123602	Taoyuan Ta Chia	12/15/2014	Active	24	5	6	-4.00%	26	2	0	Y			01/2023		\$3,000.00
	Exc Award (06/30/2017, 06/30/2020, 06/30/2022)															
115454	TAOYUAN TA CHU	10/31/2011	Active	49	4	2	4.26%	51	3	0	Y			04/2023		\$2,000.00
	Exc Award (06/30/2017, 06/30/2018, 06/30/2019, 06/30/2022, 06/30/2023, 06/30/2024)															
123485	Taoyuan Ta Ko Kan	10/28/2014	Active	35	5	0	16.67%	32		5	Y			07/2022		\$6,000.00
	Exc Award (06/30/2017, 06/30/2018, 06/30/2019, 06/30/2022)															



Club Health Assessment for District 300B 3 through December 2025


			Status	Membership					Reports				Finance	LCIF		
Club Number	Club Name	Charter Date	Times in Status Quo in Past 2 Years	Current Member Count **	YTD Members Added	YTD Members Dropped	YTD Net Growth% ***	Member Count 1 Year Ago	Dropped Members Avg.Length of Service	Months Since Membership Update	Current Officers Reported ****	Current President Repeated Term	VP Reported *****	Last Date Reported Service (mm/yyyy)	Account Balance	YTD Donations
63499	TAOYUAN TAO TE	08/03/2000	Active	52	6	0	13.04%	50		5	N			12/2021		
	Exc Award (06/30/2017, 06/30/2018, 06/30/2019, 06/30/2022)															
57325	TAOYUAN TE MIN	09/06/1995	Active	53	8	0	17.78%	49		1	N			07/2020		\$4,000.00
	Exc Award (06/30/2017, 06/30/2018, 06/30/2019, 06/30/2020, 06/30/2023, 06/30/2024)															
53891	TAOYUAN TONG SHIN	12/09/1992	Active	22	0	3	-12.00%	25	16	0	Y	3		11/2020		\$2,000.00
	Exc Award (06/30/2020, 06/30/2024)															
52569	TAOYUAN TSUR YUAN	02/24/1992	Active	26	0	0	0.00%	28		6	Y			04/2021		
	Exc Award (06/30/2017, 06/30/2018, 06/30/2023, 06/30/2024)															
61935	TAOYUAN TSUR-WEN	05/18/1999	Active	62	14	0	29.17%	57		4	Y			01/2024		\$33,000.00
	Exc Award (06/30/2016, 06/30/2022, 06/30/2024)															
115314	TAOYUAN TZU TSAI	10/28/2011	Active	33	7	0	26.92%	26		5	Y			03/2024		\$3,000.00
	Exc Award (06/30/2016, 06/30/2018, 06/30/2023)															
156812	Taoyuan Walter	12/08/2023	Active	31	0	0	0.00%	22		3	N					\$16,550.00
	Exc Award (06/30/2024)															
52798	TAOYUAN WAN SHOU	04/01/1992	Active	35	2	0	6.06%	34		4	Y			09/2021		\$6,500.00
	Exc Award (06/30/2018, 06/30/2024)															
120908	Taoyuan Wu Fu	12/06/2013	Active	36	1	5	-10.00%	47	3	0	Y			07/2023		\$2,000.00
	Exc Award (06/30/2017, 06/30/2018, 06/30/2020, 06/30/2024)															
156107	Taoyuan You De	09/22/2023	Active	15	0	9	-37.50%	32	2	0	N					
	Exc Award (06/30/2024)															
123174	Taoyuan Yuan Yuan	09/22/2014	Active	32	4	1	10.34%	31	2	2	Y			08/2022		\$9,000.00
	Exc Award (06/30/2016, 06/30/2018, 06/30/2022)															

Clubs Cancelled Previous Fiscal Year – Clubs Cancelled within last 12 months may be reinstated

Club Number	Club Name	Charter Date	Current Status*	Cancellation Date
48309	TAOYUAN LUNG HSIANG	03/24/1988	Cancelled(6*)	06/29/2025
66302	TAOYUAN SHIH TONG	06/27/2002	Cancelled(6*)	06/29/2025



Club Health Assessment for District 300B 3 through December 2025

<div>International Club of Presidents</div>						Status		Membership					Reports				Finance		LCIF	
						Times in Status Quo in Past 2 Years	Current Member Count **	YTD Members Added	YTD Members Dropped	YTD Net Growth***	Member Count 1 Year Ago	Dropped Members Avg.Length of Service	Months Since Membership Update	Current Officers Reported ****	Current President Repeated Term	VP Reported *****	Last Date Reported Service (mm/yyyy)	Account Balance	YTD Donations	
Club Number	Club Name	Charter Date																		
Current Total Clubs Count	YTD New Clubs Count	YTD Cancelled Clubs Count	YTD Net Club Gain	Current Total Members Count	YTD Add	YTD Drop	YTD Net Growth %	Member Count 12 Months Ago	Average Member Count Per Club	% of Clubs with less than 20 members	% No Officer Report in 12 Months	% of Clubs with balance 90+ days	Number of Clubs in Status Quo	% Status Quo Clubs in Financial Suspension	Number of Cancelled Clubs	Average Cancelled Club Age	Members Lost Due to Cancellation	% of Clubs Cancelled for Non-Financial Reasons		
85	1	2	-1	2,869	398	129	269	10.35%	2,905	34	18%	4%	0%	0	0%	2	31	0	100%	

* - P - Priority Club. Cancellation Reasons: 1-Objectives/conduct, 2-Non-active club, 5-Non-existing club, 6-Disbanding, 7-Merger, 8-Financial Suspension, 9-District/Multiple District Dues.

** Red denotes below 15 active members.

*** Red denotes 20% + loss.

**** Y - all 3 (President, Secretary, Treasurer) club officers reported, N - not all 3 reported.

***** Abbreviation: N-New, IP-Immediate Past, R-Repeat.



Club Health Assessment for District 300B 5 through December 2025

			Status	Membership						Reports				Finance	LCIF	
Club Number	Club Name	Charter Date	Times in Status Quo in Past 2 Years	Current Member Count **	YTD Members Added	YTD Members Dropped	YTD Net Growth% ***	Member Count 1 Year Ago	Dropped Members Avg.Length of Service	Months Since Membership Update	Current Officers Reported ****	Current President Repeated Term	VP Reported *****	Last Date Reported Service (mm/yyyy)	Account Balance	YTD Donations
Clubs less than two years old																
180971	Taoyuan Loyal Love	04/01/2025	Active	37	1	0	2.78%	0		0	N	2				
182098	Taoyuan Qingpu Special Zone	05/02/2025	Active	35	16	0	84.21%	0		3	Y	2				
Clubs more than two years old																
23367	CHUNG LI Exc Award (06/30/2017, 06/30/2022, 06/30/2023)	01/10/1967	Active	43	2	3	-2.27%	45	13	0	Y			09/2023		\$1,000.00
51145	CHUNG LI CITY LI YU Exc Award (06/30/2017, 06/30/2018, 06/30/2023)	12/26/1990	Active	30	3	0	11.11%	27		4	Y			09/2023		\$5,000.00
55349	CHUNG LI CITY TAOYUAN JONGYUAN Exc Award (06/30/2016, 06/30/2020, 06/30/2023)	02/24/1994	Active	30	2	0	7.14%	31		4	Y			07/2020		\$2,000.00
34323	LUNG TANG L C Exc Award (06/30/2016, 06/30/2017, 06/30/2018, 06/30/2019, 06/30/2020, 06/30/2025)	07/18/1977	Active	65	4	1	4.84%	67	1	0	Y			01/2022		\$1,000.00
38705	PING CHENG L C Exc Award (06/30/2016, 06/30/2018, 06/30/2020)	06/12/1980	Active	41	2	3	-2.38%	44	2	2	Y			03/2024		\$25,000.00
48385	TAOYUAN ANGEL Exc Award (06/30/2020, 06/30/2022, 06/30/2023)	04/06/1988	Active	18	1	0	5.88%	22		5	Y			03/2024		\$2,000.00
120198	Taoyuan Chiao Chih Ya Exc Award (06/30/2016, 06/30/2017, 06/30/2018, 06/30/2019, 06/30/2020, 06/30/2022, 06/30/2023, 06/30/2025)	08/21/2013	Active	31	10	0	47.62%	21		1	N			01/2018		\$102,000.00
150342	Taoyuan Chin Hsing Exc Award (06/30/2024)	04/04/2022	Active	26	0	0	0.00%	28		6	Y					
48487	TAOYUAN CHIN KUO Exc Award (06/30/2016, 06/30/2018, 06/30/2022, 06/30/2024)	04/20/1988	Active	34	7	0	25.93%	35		5	Y			10/2023		\$3,000.00
120736	Taoyuan Ching Pu Exc Award (06/30/2018, 06/30/2025)	12/03/2013	Active	55	5	0	10.00%	79		0	N			09/2023		
98735	TAOYUAN CHING YING	03/08/2007	Active	26	8	0	44.44%	17		3	Y			03/2024		\$1,000.00



Club Health Assessment for District 300B 5 through December 2025

			Status	Membership					Reports				Finance		LCIF	
Club Number	Club Name	Charter Date	Times in Status Quo in Past 2 Years	Current Member Count **	YTD Members Added	YTD Members Dropped	YTD Net Growth***	Member Count 1 Year Ago	Dropped Members Avg.Length of Service	Months Since Membership Update	Current Officers Reported ****	Current President Repeated Term	VP Reported *****	Last Date Reported Service (mm/yyyy)	Account Balance	YTD Donations
Exc Award (06/30/2017, 06/30/2020, 06/30/2022, 06/30/2024, 06/30/2025)			Active	13	3	0	30.00%	11		2	N			02/2018		
60978	TAOYUAN CHUNG HSIAO	06/29/1998														
Exc Award (06/30/2018, 06/30/2019)			Active	27	3	0	12.50%	30		4	Y			08/2020		\$5,400.00
49873	TAOYUAN CHUNG HSING	09/29/1989														
Exc Award (06/30/2018, 06/30/2019, 06/30/2023)			Active	17	5	0	41.67%	17		3	Y			09/2023		\$1,000.00
123604	Taoyuan Chung Li Nu	12/15/2014														
Exc Award (06/30/2020, 06/30/2023)			Active	40	6	2	11.11%	39	17	0	Y			09/2020		\$2,000.00
59941	TAOYUAN CHUNG YI	09/09/1997														
Exc Award (06/30/2016, 06/30/2022, 06/30/2024)			Active	25	1	0	4.17%	29		4	Y			03/2018		\$1,000.00
103646	TAOYUAN DIAMOND	09/18/2008														
Exc Award (06/30/2017, 06/30/2018, 06/30/2020, 06/30/2023, 06/30/2024)			Active	39	6	6	0.00%	39	5	5	Y			09/2020		
61545	TAOYUAN E SUN	02/22/1999														
Exc Award (06/30/2016, 06/30/2017, 06/30/2018, 06/30/2019, 06/30/2022, 06/30/2023, 06/30/2024)			Active	12	2	0	20.00%	10		4	Y			03/2018		
130632	Taoyuan Fong Siang	04/13/2017														
Exc Award (06/30/2018, 06/30/2019, 06/30/2023)			Active	16	1	2	-5.88%	28	11	0	N	2		07/2022		
52526	TAOYUAN GREAT WINS	02/17/1992														
Exc Award (06/30/2016, 06/30/2017, 06/30/2018, 06/30/2024)			Active	27	7	2	22.73%	25	12	0	Y			11/2023		
124684	Taoyuan Great Wins Woman	06/10/2015														
Exc Award (06/30/2016, 06/30/2018, 06/30/2019)			Active	22	0	2	-8.33%	33	4	5	N			07/2023		
136793	Taoyuan Guang De	12/18/2018														
Exc Award (06/30/2024)			Active	36	7	0	24.14%	25		5	Y			02/2021		
123596	Taoyuan Hai Hua	12/15/2014														
Exc Award (06/30/2017, 06/30/2020, 06/30/2023, 06/30/2025)			Active	35	3	2	2.94%	38	9	4	Y			03/2022		\$2,000.00
123078	Taoyuan Hsiang Her	09/04/2014														
Exc Award (06/30/2017, 06/30/2018, 06/30/2019, 06/30/2022, 06/30/2023)			Active	53	4	0	8.16%	53		5	Y			08/2023		\$8,000.00
44089	TAOYUAN HSIEN HSIN YI	06/30/1984														



Club Health Assessment for District 300B 5 through December 2025

			Status	Membership					Reports				Finance	LCIF		
Club Number	Club Name	Charter Date	Times in Status Quo in Past 2 Years	Current Member Count **	YTD Members Added	YTD Members Dropped	YTD Net Growth% ***	Member Count 1 Year Ago	Dropped Members Avg.Length of Service	Months Since Membership Update	Current Officers Reported ****	Current President Repeated Term	VP Reported *****	Last Date Reported Service (mm/yyyy)	Account Balance	YTD Donations
50664	Exc Award (06/30/2018, 06/30/2020, 06/30/2023) TAOYUAN HSIEN LI CHING	06/12/1990	Active	29	2	0	7.41%	31		2	Y			08/2022		\$5,000.00
42581	Exc Award (06/30/2018, 06/30/2019) TAOYUAN HSIEN NEILI	04/07/1983	Active	21	2	1	5.00%	29	22	4	Y			03/2018		
103648	Exc Award (06/30/2016, 06/30/2019, 06/30/2023) TAOYUAN HSIEN YA TAI	09/18/2008	Active	53	11	0	26.19%	58		4	N			07/2020		\$10,000.00
37713	Exc Award (06/30/2016, 06/30/2018, 06/30/2019, 06/30/2020, 06/30/2023) TAOYUAN HSIEN YANG MEI	11/26/1979	Active	35	0	1	-2.78%	38	22	4	Y			12/2021		\$1,000.00
40327	Exc Award (06/30/2019, 06/30/2024, 06/30/2025) TAOYUAN HSIN WU	08/27/1981	Active	47	1	0	2.17%	46		5	Y			02/2018		\$5,000.00
123595	Exc Award (06/30/2018, 06/30/2023, 06/30/2024, 06/30/2025) Taoyuan Hua Hsun	12/15/2014	Active	27	7	3	17.39%	27	8	0	N	None		12/2023		\$1,000.00
58909	Exc Award (06/30/2018, 06/30/2019, 06/30/2023, 06/30/2024) TAOYUAN KUAN YIN	12/09/1996	Active	79	13	1	17.91%	70	3	5	Y			03/2024		\$7,000.00
115292	Exc Award (06/30/2018, 06/30/2023, 06/30/2025) TAOYUAN KUAN YIN NU	10/28/2011	Active	32	6	0	23.08%	28		4	Y			10/2023		\$1,000.00
121528	Exc Award (06/30/2019, 06/30/2020, 06/30/2023) Taoyuan Li Min	03/19/2014	Active	25	1	0	4.17%	25		0	Y			12/2020		\$3,000.00
118705	Exc Award (06/30/2018, 06/30/2022) TAOYUAN LING HANG	02/12/2013	Active	16	0	0	0.00%	20		14	N			02/2018		
123205	Exc Award (06/30/2016, 06/30/2018, 06/30/2020) Taoyuan Liu Tu	09/25/2014	Active	22	2	0	10.00%	22		4	Y			09/2020		
64791	Exc Award (06/30/2016, 06/30/2022, 06/30/2023) TAOYUAN LONG SHING	11/08/2001	Active	28	0	1	-3.45%	35	1	1	N			06/2022		\$4,000.00
53568	Exc Award (06/30/2016, 06/30/2023, 06/30/2025) TAOYUAN LUNG CHUAN	08/06/1992	Active	31	2	1	3.33%	30	12	0	Y			03/2018		




Club Health Assessment for District 300B 5 through December 2025

			Status	Membership						Reports				Finance	LCIF	
Club Number	Club Name	Charter Date	Times in Status Quo in Past 2 Years	Current Member Count **	YTD Members Added	YTD Members Dropped	YTD Net Growth% ***	Member Count 1 Year Ago	Dropped Members Avg.Length of Service	Months Since Membership Update	Current Officers Reported ****	Current President Repeated Term	VP Reported *****	Last Date Reported Service (mm/yyyy)	Account Balance	YTD Donations
117942	Exc Award (06/30/2016, 06/30/2017, 06/30/2018) TAOYUAN NEW VISION	10/08/2012	Active	21	0	4	-16.00%	24	2	0	Y			12/2021		
121427	Exc Award (06/30/2019, 06/30/2023, 06/30/2025) Taoyuan Nu	02/28/2014	Active	20	3	0	17.65%	19		3	Y			12/2020		\$1,000.00
43037	Exc Award (06/30/2018, 06/30/2019, 06/30/2023, 06/30/2024) TAOYUAN PUHSIN	09/21/1983	Active	22	0	1	-4.35%	25	4	0	N			02/2018		
121751	Exc Award (06/30/2017, 06/30/2018, 06/30/2019, 06/30/2023) Taoyuan Real Estate Agent for Public Welfare	04/04/2014	Active	38	0	0	0.00%	39		6	Y			07/2022		
60674	Exc Award (06/30/2018, 06/30/2020, 06/30/2024) TAOYUAN SHENG TE	04/21/1998	Active	14	2	0	16.67%	12		5	Y			09/2021		
122874	Exc Award (06/30/2018, 06/30/2019, 06/30/2023) Taoyuan Shuang Yuan	07/31/2014	Active	30	1	0	3.45%	29		4	Y			10/2023		\$1,000.00
123749	Exc Award (06/30/2016, 06/30/2017, 06/30/2018, 06/30/2020, 06/30/2022, 06/30/2024, 06/30/2025) Taoyuan Tai Shan	12/17/2014	Active	15	0	0	0.00%	17		6	N			03/2018		\$3,000.00
156119	Exc Award (06/30/2016, 06/30/2019, 06/30/2024) Taoyuan Tao Le	10/03/2023	Active	35	3	0	9.38%	40		3	Y					
62516	Exc Award (06/30/2024) TAOYUAN TZU CHIANG	11/23/1999	Active	46	4	2	4.55%	45	9	0	Y			02/2020		\$3,000.00
126576	Exc Award (06/30/2016, 06/30/2017, 06/30/2019, 06/30/2023, 06/30/2024, 06/30/2025) Taoyuan Way Hair	01/22/2016	Active	47	13	12	2.17%	51	2	1	N			12/2023		\$7,000.00
148266	Exc Award (06/30/2018, 06/30/2022, 06/30/2023, 06/30/2025) Taoyuan Yong De	09/16/2021	Active	27	0	0	0.00%	35		6	N					
133239	Taoyuan Zhen Lian	11/27/2017	Active	30	3	1	7.14%	31	0	0	Y			10/2023		\$1,000.00
	Exc Award (06/30/2018, 06/30/2023, 06/30/2024)															



Club Health Assessment for District 300B 5 through December 2025



Club Number	Club Name	Charter Date	Status		Membership					Reports				Finance		LCIF
			Times in Status Quo in Past 2 Years	Current Member Count **	YTD Members Added	YTD Members Dropped	YTD Net Growth% ***	Member Count 1 Year Ago	Dropped Members Avg.Length of Service	Months Since Membership Update	Current Officers Reported ****	Current President Repeated Term	VP Reported *****	Last Date Reported Service (mm/yyyy)	Account Balance	YTD Donations

Clubs Cancelled Previous Fiscal Year – Clubs Cancelled within last 12 months may be reinstated

Club Number	Club Name	Charter Date	Current Status*	Cancellation Date
139738	Taoyuan NTUT	10/02/2019	Cancelled(6*)	06/29/2025
115455	TAOYUAN ZHEN XIANG	10/31/2011	Cancelled(6*)	06/29/2025

Current Total Clubs Count	YTD New Clubs Count	YTD Cancelled Clubs Count	YTD Net Club Gain	Current Total Members Count	YTD Add	YTD Drop	YTD Net Growth	YTD Net Growth %	Member Count 12 Months Ago	Average Member Count Per Club	% of Clubs with less than 20 members	% No Officer Report in 12 Months	% of Clubs with balance 90+ days	Number of Clubs in Status Quo	% Status Quo Clubs in Financial Suspension	Number of Cancelled Clubs	Average Cancelled Club Age	Members Lost Due to Cancellation	% of Clubs Cancelled for Non-Financial Reasons
51	0	0	0	1,623	185	51	134	9.00%	1,619	32	16%	2%	0%	0	0%	0	0	0	0%

* - P - Priority Club. Cancellation Reasons: 1-Objectives/conduct, 2-Non-active club, 5-Non-existing club, 6-Disbanding, 7-Merger, 8-Financial Suspension, 9-District/Multiple District Dues.

** Red denotes below 15 active members.

*** Red denotes 20% + loss.

**** Y - all 3 (President, Secretary, Treasurer) club officers reported, N - not all 3 reported.

***** Abbreviation: N-New, IP-Immediate Past, R-Repeat.



Club Health Assessment for District 300B 6 through December 2025

			Status		Membership					Reports				Finance		LCIF
Club Number	Club Name	Charter Date	Times in Status Quo in Past 2 Years	Current Member Count **	YTD Members Added	YTD Members Dropped	YTD Net Growth% ***	Member Count 1 Year Ago	Dropped Members Avg.Length of Service	Months Since Membership Update	Current Officers Reported ****	Current President Repeated Term	VP Reported *****	Last Date Reported Service (mm/yyyy)	Account Balance	YTD Donations
Clubs less than two years old																
187247	Hsinchu County Chuan Chi	07/21/2025	Active	50	50	0	100.00%	0		1	Y			11/2025		\$8,000.00
190442	Hsinchu County Huyao	10/07/2025	Newly Chartered	27	31	4	100.00%	0	0	0	Y					
186963	Hsinchu County Longteng	07/14/2025	Active	33	33	0	100.00%	0		0	Y			08/2025		\$6,200.00
179041	HSINCHU COUNTY TECHNOLOGY	11/05/2024	Active	20	9	11	-9.09%	30	1	1	N	None		02/2025		\$1,900.00
175940	Jhunan Li Jing	07/23/2024	Active	41	5	1	10.81%	41	1	0	Y	2		11/2025		\$9,600.08
185822	Toufen City Baiji	07/17/2025	Active	61	63	2	100.00%	0	0	0	Y		N			\$12,000.00
Clubs more than two years old																
136310	Baoshan	09/05/2018	Active	27	5	0	22.73%	27		5	Y			08/2025		\$4,000.00
	Exc Award (06/30/2023)															
41051	CHIUNG LIN	03/26/1982	Active(1)	6	0	0	0.00%	6		16	Y	2		01/2018		
23366	CHU NAN	11/03/1968	Active	34	1	1	0.00%	33	4	3	Y			10/2025		\$11,000.00
	Exc Award (06/30/2018, 06/30/2023, 06/30/2025)															
45429	CHU NAN SOUTHWEST	10/28/1985	Active	56	3	3	0.00%	61	3	1	Y			02/2023		\$25,000.00
	Exc Award (06/30/2022)															
56218	CHU NAN UNION	11/07/1994	Active	27	10	5	22.73%	32	13	0	N			01/2024		\$17,000.00
	Exc Award (06/30/2016, 06/30/2022, 06/30/2024)															
133548	Chupei City Da Shing	01/03/2018	Active	39	13	0	50.00%	31		5	Y			08/2023		\$4,000.00
	Exc Award (06/30/2023)															
55952	CHUPEI HWA HSING	06/28/1994	Active	59	15	0	34.09%	50		5	Y			08/2025		\$22,000.05
	Exc Award (06/30/2016, 06/30/2017, 06/30/2022, 06/30/2024)															
58397	CHUPEI HWA MEI	06/10/1996	Active	29	7	10	-9.38%	36	5	0	Y			11/2024		\$4,000.00
	Exc Award (06/30/2017, 06/30/2020, 06/30/2021, 06/30/2025)															
40543	CHUPEI L C	11/16/1981	Active	52	2	4	-3.70%	58	3	0	Y			03/2022		\$122,000.02
	Exc Award (06/30/2017, 06/30/2022)															
46080	CHUTUNG TA TUNG	04/28/1986	Active	27	6	5	3.85%	29	5	0	Y			12/2022		\$3,999.98
	Exc Award (06/30/2021, 06/30/2023, 06/30/2024)															



Club Health Assessment for District 300B 6 through December 2025

			Status	Membership						Reports				Finance	LCIF	
Club Number	Club Name	Charter Date	Times in Status Quo in Past 2 Years	Current Member Count **	YTD Members Added	YTD Members Dropped	YTD Net Growth% ***	Member Count 1 Year Ago	Dropped Members Avg.Length of Service	Months Since Membership Update	Current Officers Reported ****	Current President Repeated Term	VP Reported *****	Last Date Reported Service (mm/yyyy)	Account Balance	YTD Donations
53610	CHUTUNG TSYR AN	08/25/1992	Active	13	6	0	85.71%	8		5	Y			01/2018		\$2,400.00
41389	HOULUNG L C	05/17/1982	Active	43	4	0	10.26%	40		4	Y			07/2025		\$2,000.00
	Exc Award (06/30/2016, 06/30/2022, 06/30/2023)															
40377	HSIN FENG L C	09/16/1981	Active	27	1	2	-3.57%	30	19	0	Y			07/2025		\$2,899.98
	Exc Award (06/30/2016, 06/30/2021, 06/30/2023)															
52545	HSIN PU HSIN HSIN	02/20/1992	Active	34	0	1	-2.86%	37	5	0	Y			03/2024		\$5,000.00
	Exc Award (06/30/2022, 06/30/2023)															
39913	HSIN PU VILLAGE L C	05/20/1981	Active	35	7	0	25.00%	33		0	Y	2		03/2024		\$7,600.00
	Exc Award (06/30/2016, 06/30/2022, 06/30/2024)															
23372	HSINCHU	03/13/1966	Active	39	11	1	34.48%	34	2	0	Y			09/2025		\$11,000.02
	Exc Award (06/30/2017, 06/30/2022)															
23373	HSINCHU CENTRAL	10/18/1970	Active	141	9	6	2.17%	140	1	0	Y			12/2025		\$30,999.96
	Exc Award (06/30/2016, 06/30/2019, 06/30/2023, 06/30/2024, 06/30/2025)															
98370	HSINCHU CHENAI	01/26/2007	Active	40	24	2	122.22%	28	0	0	Y			12/2019		\$5,200.00
	Exc Award (06/30/2023)															
34405	HSINCHU CHENG KUNG	08/08/1977	Active	32	7	1	23.08%	32	3	4	N			01/2023		
	Exc Award (06/30/2017, 06/30/2023, 06/30/2024)															
44572	HSINCHU CHENG TE	01/31/1985	Active	30	2	1	3.45%	32	35	0	Y			01/2018		\$1,000.00
	Exc Award (06/30/2016, 06/30/2023, 06/30/2025)															
135968	Hsinchu Chihyin Arts	08/22/2018	Active	15	6	6	0.00%	14	1	0	Y			01/2024		
	Exc Award (06/30/2023)															
55610	HSINCHU CHU KUANG	04/27/1994	Active	19	3	0	18.75%	18		5	Y			01/2018		
38871	HSINCHU CHUNG CHENG L C	08/29/1980	Active	38	5	2	8.57%	38	2	0	Y			12/2022		\$5,299.98
	Exc Award (06/30/2023, 06/30/2025)															
55113	HSINCHU CHUNG HSIAO	12/08/1993	Active	29	3	0	11.54%	28		0	Y			12/2025		\$10,000.00
	Exc Award (06/30/2016, 06/30/2025)															
53858	HSINCHU CHUNG HSING	12/01/1992	Active	53	7	0	15.22%	49		4	Y			01/2025		\$5,500.00
	Exc Award (06/30/2016, 06/30/2023)															
42451	HSINCHU CHUNG SHAN	03/21/1983	Active	10	2	7	-33.33%	19	12	0	N			01/2020		\$1,000.00



Club Health Assessment for District 300B 6 through December 2025

			Status	Membership						Reports				Finance	LCIF		
Club Number	Club Name	Charter Date	Times in Status Quo in Past 2 Years	Current Member Count **	YTD Members Added	YTD Members Dropped	YTD Net Growth% ***	Member Count 1 Year Ago	Dropped Members Avg.Length of Service	Months Since Membership Update	Current Officers Reported ****	Current President Repeated Term	VP Reported *****	Last Date Reported Service (mm/yyyy)	Account Balance	YTD Donations	
Exc Award (06/30/2023)			Active	29	6	3	11.54%	25	1	0	Y			10/2025	90+ Days	\$5,100.00	
155417	Hsinchu City Glorious	08/14/2023		Exc Award (06/30/2024, 06/30/2025)													
151901	Hsinchu City Happy	07/22/2022		Cancelled(8*)	0	0	41	-100.00%	31	3	1	N	None				
Exc Award (06/30/2023, 06/30/2025)			Active	26	6	0	30.00%	28		5	Y			02/2024		\$4,000.00	
135969	Hsinchu City Hsinyun	08/22/2018		Exc Award (06/30/2021, 06/30/2024)													
139354	Hsinchu City Queen	07/29/2019		Active	33	5	21	-32.65%	49	2	0	Y				10/2025	
Exc Award (06/30/2021, 06/30/2023, 06/30/2024, 06/30/2025)			Active	25	2	3	-3.85%	40	8	0	Y			02/2023		\$1,000.00	
50883	HSINCHU CITY REN TE	08/08/1990		Exc Award (06/30/2017, 06/30/2025)													
118204	HSINCHU CITY WEBINAR	10/29/2012		Active	44	17	1	57.14%	20	1	0	N	None			10/2025	
Exc Award (06/30/2022, 06/30/2025)			Active(1)	4	0	2	-33.33%	20	1	1	Y			08/2021			
129133	Hsinchu County Cultural & Educational	11/30/2016		Exc Award (06/30/2023)													
98371	HSINCHU COUNTY FENGHSIN	01/26/2007		Active	28	1	4	-9.68%	30	7	0	N	None			10/2024	
Exc Award (06/30/2016, 06/30/2021, 06/30/2022, 06/30/2025)			Active	14	1	0	7.69%	18		2	Y			01/2023			
126614	Hsinchu County Shan Chi	01/27/2016		Exc Award (06/30/2022)													
128449	Hsinchu County Volunteer Firemen	09/13/2016		Active	0	0	12	-100.00%	12	7	5	N	None			01/2023	
105360	HSINCHU FENG CHENG	05/01/2009	Active	35	1	1	0.00%	39	12	4	Y			02/2025		\$4,599.96	
Exc Award (06/30/2017, 06/30/2021, 06/30/2024)			Active	49	10	6	8.89%	36	5	0	Y			08/2025			
45304	HSINCHU GUAN TUNG	07/23/1985		Exc Award (06/30/2016, 06/30/2025)													
42855	HSINCHU HENGSHAN	06/13/1983		Active	4	0	0	0.00%	10		2	N			01/2018		
Exc Award (06/30/2023)			Active	44	18	1	62.96%	29	1	3	Y			03/2024			
Exc Award (06/30/2017, 06/30/2020, 06/30/2021, 06/30/2022, 06/30/2025)				Exc Award (06/30/2017, 06/30/2020, 06/30/2021, 06/30/2022, 06/30/2025)													
51757	HSINCHU HSIN HSING	06/03/1991		Active	24	2	0	9.09%	25		3	Y				01/2018	
Exc Award (06/30/2023)																	



Club Health Assessment for District 300B 6 through December 2025

			Status	Membership						Reports				Finance	LCIF	
Club Number	Club Name	Charter Date	Times in Status Quo in Past 2 Years	Current Member Count **	YTD Members Added	YTD Members Dropped	YTD Net Growth% ***	Member Count 1 Year Ago	Dropped Members Avg.Length of Service	Months Since Membership Update	Current Officers Reported ****	Current President Repeated Term	VP Reported *****	Last Date Reported Service (mm/yyyy)	Account Balance	YTD Donations
51520	HSINCHU KUANG HUI	04/04/1991	Active	47	21	1	74.07%	32	5	2	Y			12/2023		\$15,000.00
	Exc Award (06/30/2017, 06/30/2022, 06/30/2023)															
43167	HSINCHU KUANG HWA	11/07/1983	Active	81	4	7	-3.57%	77	11	0	Y			02/2023		\$7,000.00
	Exc Award (06/30/2016, 06/30/2021, 06/30/2023, 06/30/2025)															
104323	HSINCHU KUANG YAO	01/09/2009	Active	50	11	3	19.05%	49	1	0	Y			02/2018		\$5,000.00
	Exc Award (06/30/2016, 06/30/2021, 06/30/2025)															
66508	HSINCHU MING YAO	07/29/2002	Active	12	3	0	33.33%	9		1	Y			03/2023		\$1,000.00
	Exc Award (06/30/2016, 06/30/2017, 06/30/2021, 06/30/2022, 06/30/2025)															
43790	HSINCHU OMEI	04/02/1984	Active	29	0	0	0.00%	30		6	Y			01/2018		
	Exc Award (06/30/2016, 06/30/2023)															
40325	HSINCHU PEI PU	08/27/1981	Active	45	10	3	18.42%	44	2	2	Y			08/2025		\$2,800.00
	Exc Award (06/30/2022)															
61662	HSINCHU PHOENIX	03/24/1999	Active	31	14	0	82.35%	36		0	Y			12/2025		\$10,000.00
	Exc Award (06/30/2016, 06/30/2019, 06/30/2023, 06/30/2024)															
48084	HSINCHU PO AI	01/25/1988	Active	49	4	0	8.89%	51		4	Y			12/2023		\$3,100.00
	Exc Award (06/30/2017, 06/30/2018, 06/30/2022, 06/30/2024, 06/30/2025)															
136527	Hsinchu Rich and Moral	09/26/2018	Active	7	8	1	100.00%	8	0	0	N	None				
	Exc Award (06/30/2023)															
49209	HSINCHU TSUR HUEY	02/06/1989	Active	20	0	3	-13.04%	25	22	0	Y			01/2018		
	Exc Award (06/30/2023)															
57294	HSINCHU UNICORN	08/18/1995	Active	29	6	2	16.00%	26	7	0	Y			02/2023		\$6,000.00
	Exc Award (06/30/2016, 06/30/2022, 06/30/2023)															
147773	Hsinchu Yushan	08/02/2021	Active	66	11	2	15.79%	50	4	0	Y			09/2025		\$10,500.02
	Exc Award (06/30/2023, 06/30/2025)															
57828	HSINPU SUNG YUN	02/12/1996	Active	23	7	0	43.75%	18		5	Y			07/2025		\$10,700.00
	Exc Award (06/30/2016, 06/30/2021, 06/30/2022, 06/30/2023)															
51579	HU KOU HSIANG HSN HWU	04/24/1991	Active	30	2	2	0.00%	41	2	0	Y			01/2018		\$3,000.00
	Exc Award (06/30/2024, 06/30/2025)															



Club Health Assessment for District 300B 6 through December 2025

			Status	Membership						Reports				Finance	LCIF	
Club Number	Club Name	Charter Date	Times in Status Quo in Past 2 Years	Current Member Count **	YTD Members Added	YTD Members Dropped	YTD Net Growth% ***	Member Count 1 Year Ago	Dropped Members Avg.Length of Service	Months Since Membership Update	Current Officers Reported ****	Current President Repeated Term	VP Reported *****	Last Date Reported Service (mm/yyyy)	Account Balance	YTD Donations
48308	KUAN HSI HUEY CHYUN	03/24/1988	Active	66	4	0	6.45%	54		4	Y			08/2024		\$15,300.26
	Exc Award (06/03/2016, 06/30/2021, 06/30/2022, 06/30/2025)															
43383	KUNGKUAN	01/10/1984	Active	42	0	3	-6.67%	40	6	0	Y			04/2024		\$16,000.00
	Exc Award (06/30/2017, 06/30/2023, 06/30/2025)															
40545	KWANHSI L C	11/16/1981	Active	75	2	0	2.74%	65		5	Y			07/2025		\$8,999.96
	Exc Award (06/30/2017, 06/30/2025)															
23385	MIAOLI	04/04/1965	Active	20	5	1	25.00%	21	13	0	Y			04/2018		\$2,000.00
	Exc Award (06/30/2023)															
42578	MIAOLI CENTRAL	04/29/1983	Active	24	4	6	-7.69%	21	1	1	Y			09/2025		\$2,000.00
	Exc Award (06/30/2016, 06/30/2022, 06/30/2023, 06/30/2025)															
104568	MIAOLI COUNTY HSIN YA	02/03/2009	Active	34	8	0	30.77%	30		4	Y			12/2025		\$16,000.01
	Exc Award (06/30/2016, 06/30/2023, 06/30/2024)															
67163	MIAOLI COUNTY NAN FENG	01/28/2003	Active	25	3	0	13.64%	28		4	Y			01/2024		\$8,000.00
	Exc Award (06/30/2016, 06/30/2021, 06/30/2022)															
59269	MIAOLI GREAT LAKE	03/20/1997	Active	14	2	10	-36.36%	27	4	0	N			12/2021		
	Exc Award (06/30/2016, 06/30/2021, 06/30/2022)															
52906	MIAOLI HWA HSIN	04/14/1992	Active	26	4	0	18.18%	21		1	Y			03/2023		\$6,000.09
	Exc Award (06/30/2017, 06/30/2022, 06/30/2023)															
60673	MIAOLI YUFENG	04/21/1998	Active	32	7	1	23.08%	29	1	0	Y			03/2024		\$7,999.98
	Exc Award (06/30/2017, 06/30/2019, 06/30/2022)															
32831	TOUFEN	10/12/1976	Active	46	9	1	21.05%	44	1	4	Y			01/2018		\$7,000.00
	Exc Award (06/30/2016, 06/30/2023)															
53569	TOUFEN DONG SHENG	08/06/1992	Active	35	3	0	9.38%	32		4	Y			11/2025		\$27,000.00
	Exc Award (06/30/2016, 06/30/2021)															
50591	TOUFEN HSIN YI	05/23/1990	Active	31	4	0	14.81%	28		5	Y			09/2017		\$3,200.00
58802	TOUFEN TOWN HUEI KUANG	10/29/1996	Active	22	1	0	4.76%	26		3	Y			01/2025		\$5,800.00
	Exc Award (06/30/2018, 06/30/2022, 06/30/2025)															
95731	TOUWU	02/17/2006	Active	28	12	3	47.37%	27	4	2	Y			01/2018		\$1,000.00



Club Health Assessment for District 300B 6 through December 2025

			Status	Membership					Reports				Finance	LCIF		
Club Number	Club Name	Charter Date	Times in Status Quo in Past 2 Years	Current Member Count **	YTD Members Added	YTD Members Dropped	YTD Net Growth% ***	Member Count 1 Year Ago	Dropped Members Avg.Length of Service	Months Since Membership Update	Current Officers Reported ****	Current President Repeated Term	VP Reported *****	Last Date Reported Service (mm/yyyy)	Account Balance	YTD Donations
Exc Award (06/30/2023)																
36500	TUNG HSIAO	01/29/1979	Active	27	0	0	0.00%	27		7	N			08/2023		\$1,000.00
Exc Award (06/30/2016, 06/30/2022, 06/30/2023)																
57887	TUNG HSIAO LILY	02/20/1996	Active	27	5	0	22.73%	28		5	Y			08/2025		\$2,000.00
Exc Award (06/30/2016, 06/30/2023)																
33458	YUAN LI L C	03/14/1977	Active	32	9	0	39.13%	24		4	Y			08/2025		\$6,999.98
Exc Award (06/30/2016, 06/30/2022, 06/30/2023)																
51758	YUAN LI TOWN TSYR YING	06/03/1991	Active	22	6	0	37.50%	20		2	Y			08/2025		\$2,600.00
Exc Award (06/30/2016, 06/30/2023, 06/30/2024)																

Clubs Cancelled Previous Fiscal Year – Clubs Cancelled within last 12 months may be reinstated

Club Number	Club Name	Charter Date	Current Status*	Cancellation Date
52762	TORNG LWO	03/31/1992	Cancelled(6*)	03/29/2025

Current Total Clubs Count	YTD New Clubs Count	YTD Cancelled Clubs Count	YTD Net Club Gain	Current Total Members Count	YTD Add	YTD Drop	YTD Net Growth	YTD Net Growth %	Member Count 12 Months Ago	Average Member Count Per Club	% of Clubs with less than 20 members	% No Officer Report in 12 Months	% of Clubs with balance 90+ days	Number of Clubs in Status Quo	% Status Quo Clubs in Financial Suspension	Number of Cancelled Clubs	Average Cancelled Club Age	Members Lost Due to Cancellation	% of Clubs Cancelled for Non-Financial Reasons
79	4	1	3	2,692	608	219	389	16.89%	2,514	34	15%	4%	0%	0	0%	1	36	41	0%

* - P - Priority Club. Cancellation Reasons: 1-Objectives/conduct, 2-Non-active club, 5-Non-existing club, 6-Disbanding, 7-Merger, 8-Financial Suspension, 9-District/Multiple District Dues.

** Red denotes below 15 active members.

*** Red denotes 20% + loss.

**** Y - all 3 (President, Secretary, Treasurer) club officers reported, N - not all 3 reported.

***** Abbreviation: N-New, IP-Immediate Past, R-Repeat.